


PACKAGING





MIXING



APPLICATION



USES



SUBSTRATES

CONCRETE
BRICK
BLOCK
CEMENT RENDER
BUILDING BOARDS

DESCRIPTION:

A white flexible polymer modified, fast setting, cement based adhesive for bonding ceramic and stone tiles to porous and non-porous surfaces subject to vibration and thermal movement.

FEATURES:

- Exceeds the requirements of AS2358 and BS5385
- Instant grip when mixed to a thick paste consistency
- Superior performance to paste adhesives

USES:

A thick or thin bed internal and external floor and wall one-pack flexible adhesive for fixing over most substrates eg: concrete, heated concrete slabs, cement render, fibre cement sheets, plasterboard, existing properly prepared ceramic tiles, vinyl tiles and Construction Chemicals waterproof membranes in shower alcoves. **Not suitable for immersed or swimming pool application.** Construction Chemicals provides other systems. **Do not use over timber floors.**

PERFORMANCE DATA:

Exceeds the performance requirements of AS2358 and BS5385 shear bond strength 1.47mpa (7 days).

COVERAGE: (approximate)

20kg will cover 12-15m² using a 6mm notched trowel, over a true surface.

SPECIFICATION:

The ceramic tile adhesive will be a water resistant, fast setting flexible polymer modified cement that conforms to AS2358 and BS5385 and has a minimum shear bond strength of 1.4Mpa such as Gripflex manufactured by Construction Chemicals and shall be applied in accordance with the manufacturers application instructions.

SURFACE PREPARATION:

The surface to be tiled must be firm and clean, free from dust, waxes, paint and other contaminants. Steel floated concrete floors must be mechanically roughened and washed thoroughly prior to tiling. Dampen or prime building boards, cement sheets, porous surfaces and concrete with Primer and Grout Additive.

MIXING:

Mix with clean water using 2-3 liters per 10kg to a thick creamy consistency. Pot life is approximately 2 hours, depending on temperature. 20kg of Gripflex can make approximately 18 litres of paste. Allow to stand for 5 minutes and restir before use.

SET TIME:

Approximately 6-8 hours, depending on temperature, humidity and surface porosity. Allow longer for dense tiles.

APPLICATION:

Apply adhesive with a notched trowel (6mm x 6mm for walls and 10mm x 10mm for floors) or butter the back of tiles 3-5mm thick. The final bed thickness must not be less than 2mm for walls and 3mm for floors, to accommodate movement. Spread about 1 metre at a time. Tiles must be set in place while the adhesive is still wet on the surface. Press tiles firmly into the adhesive using a slight twisting motion. Tiles must be firmly bedded into the adhesive so no voids occur beneath the tiles.

GROUTING: Grout after adhesive has set, approximately 6-8 hours. Use Kemgrout mixed with Primer and Grout Additive or Flexible Grout Additive.

SIZES: Available in 20kg bags only.

**CONSTRUCTION
CHEMICALS**

- **ADELAIDE** 467 - 469 SOUTH RD REGENCY PARK 5010 PH: (08) 8346 8013 FAX: (08) 8340 2052
- **BRISBANE** 45 COULSON ST WACOL 4076 PH: (07) 3271 2944 FAX: (07) 3271 3892
- **MELBOURNE** 1 / 10 GABRIELLE CT BAYSWATER NORTH 3153 PH: (03) 9761 4711 FAX: (03) 9761 4748
- **PERTH** 61 DOWD ST WELSHPOOL 6106 PH: (08) 9358 6493 FAX: (08) 9358 6493
- **SYDNEY** 2/ 31-33 NEWTON RD WETHERILL PARK 2164 PH: (02) 9756 3533 FAX: (02) 9756 3534
- **AUCKLAND** 16 CARPENTER RD EAST TAMAKI PH: (09) 273 5444 FAX: 0800 266 236
- **KUALA LUMPUR** LOT 2 JALAN KECAPI 33/2 ELITE INDUSTRIAL ESTATE OFF JALAN BUKIT KEMUNING PH: (03) 552 2522 FAX: (03) 522 2526

"The information contained in this technical publication is based on our current knowledge and experience and is provided as a guide only. In view of the many factors that may affect application it is the users sole responsibility to ensure suitability for a specific purpose."