


EXPANDING GROUT

PACKAGING



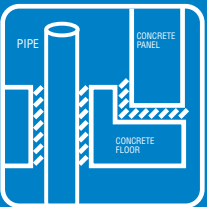
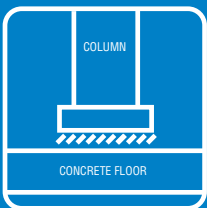
MIXING



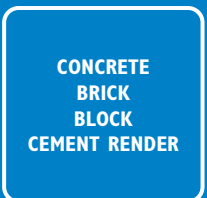
APPLICATION



USES



SUBSTRATES



DESCRIPTION

Dribond Non-Shrink Grout is a pre-mixed, non-shrink Class "A" cement grout. Dribond Non-Shrink Grout is an expanding non-ferrous grout, consisting of a dry-premixed blend of Portland Cement and graded, siliceous aggregate with set regulating and reactive chemical agents.

Note: Contains no calcium chloride.

USES

- Underpinning and brickwork repairs.
- Grouting of machine bases, column bases (steel and precast concrete) anchor bolts and similar grouting applications.
- Patching holes in masonry surfaces.

FEATURES

- Controlled expansions, ensuring positive surface contact.
- No corrosive effect caused by metallic residue.
- No rusting or staining on exposed edges.
- Pre-mixed, addition of water only needed.

COVERAGE (Approximate)

For each cubic metre of grout required allow approximately 100 x 20kg bags.

PERFORMANCE DATA

Strength the following strength development pattern is typical for a dry pack grout mix. Non-shrink grout:
Water ratio – 50 parts by weight to 7 parts by weight.

Compression strengths in MPa (50.8 mm cubes restrained) (ASTM C109)

3 days	33 Mpa
7 days	45 Mpa
28 days	60 Mpa

Expansion Free expansion – approximately 2.9% Expansion complete in 1 1/2 hours.

Setting time Non-Shrink Grout will develop initial set in approximately 1 1/2 hours @ 22°C. Lower temperatures will increase set times.

SPECIFICATION

The Non Shrink grout will be a non-metallic cement grout and shall have a minimum compression strength of 60Mpa such as Non Shrink Grout manufactured by Construction Chemicals and shall be applied in accordance with the manufacturers instructions.

SURFACE PREPARATION

All surface laitance and unsound concrete must be chipped away so that a reasonably rough, but strong sound surface is provided. All surfaces must be free from oil, grease and dust, this particularly applies to the underside of bed plates, bolts, pipes or other materials which may have surface contact with the grout. After cleaning, saturate the concrete surfaces with clean water for approximately 6 hours prior to applying Non-Shrink Grout. Ensure that no free standing water is present on surfaces of foundations or in bolt holes before applying Non-Shrink Grout.

MIXING

Add clean water to Non-Shrink Grout (pre-mixed) in ratio recommended for grout consistency required. Use as little water as is required for ease of placement.

Flowable Grout

Up to 4 litres water to 20 kg Non-Shrink Grout.

Plastic Mortar Mix

Approximately 3 litres to 20 kg Non-Shrink Grout.

Dry-Pack Mortar Mix

Approximately 2 litres to 20 kg Non-Shrink Grout.

Job conditions, including temperatures may require adjustments as may be essential for practical purposes. Small trial batches to ascertain the best working consistency for the operation are recommended.

Use mechanical mortar mixers, preferably of the paddle or revolving drum type. Hand mixing rarely achieves the desired results. Allow approximately 5 minutes mixing. Thorough mixing is essential for achieving maximum results.

Non-Shrink Grout should be placed within 1/2 hour of mixing. During that time keep material in mixer well agitated. After 1/2 hour discard any grout mix that shows signs of stiffening.

APPLICATION

Flowable Non-Shrink Grout may be used with low pressure cement grout equipment or may be hand rodded into restrained sections. High points must be adequately vented to allow entrapped air to escape.

Plastic Non-Shrink Grout may be rodded into place or trowelled where freedom of movement permits. Consistency can range from a thick paste to a smooth plastic mix.

Dry-Pack Non-Shrink Grout must be firmly pressed or rammed into place. Use metal or hardwood tamping tools and suitable trowel equipment. Consistency should allow forming into firm hard ball without cracking.

Note: Use clean equipment at all times. Wash mixers, pressure equipment and hand tools with clean water promptly after use.

STORAGE

Store in dry, cool conditions.

SHELF LIFE

1 year



- **ADELAIDE** 467 - 469 SOUTH RD REGENCY PARK 5010 PH: (08) 8346 8013 FAX: (08) 8340 2052
- **BRISBANE** 45 COULSON ST WACOL 4076 PH: (07) 3271 2944 FAX: (07) 3271 3892
- **MELBOURNE** 1 / 10 GABRIELLE CT BAYSWATER NORTH 3153 PH: (03) 9761 4711 FAX: (03) 9761 4748
- **PERTH** 61 DOWD ST WELSHPOOL 6106 PH: (08) 9358 6493 FAX: (08) 9358 6493
- **SYDNEY** 2/ 31-33 NEWTON RD WETHERILL PARK 2164 PH: (02) 9756 3533 FAX: (02) 9756 3534
- **AUCKLAND** 16 CARPENTER RD EAST TAMAKI PH: (09) 273 5444 FAX: 0800 266 236
- **KUALA LUMPUR** LOT 2 JALAN KECAPI 33/2 ELITE INDUSTRIAL ESTATE OFF JALAN BUKIT KEMUNING PH: (03) 552 2522 FAX: (03) 522 2526